

Glydea™ ULTRA

Somfy Glydea™ Ultra is a high performance motorisation solution for curtains. It provides a quiet and smart configuration for motorising all types of curtains and with a wide array of control options suitable for all types of configurations in hospitality and residential projects.

New silence accessories are designed to maximise acoustic performance. Furthermore, it is upgraded with a toggle switch to change the motor between silence and standard mode, increasing flexibility.

BENEFITS FOR PROFESSIONALS

Convenient

- Compatible with all technologies and protocols
- Accommodates of curtain-weight up to 60kg

Flexible Installation

- Left/ Right-Side Installation
- Adaptable with smart building management systems

Reliable & Safe

- Backed with years of Research & Innovation
- 5-year Warranty

BENEFITS FOR END USERS

Aesthetic

- Motor is completely hidden and blends seamlessly into any decoration
- Encased in an elegant champagne aluminium body

Comfort

- Designed for Silence - one of the quietest solutions in the market
- Compatible with most technologies

Reliable

- Backed with years of Research & Innovation
- 5-year Warranty

MAIN FUNCTIONALITIES



Customised Position



Manual Operation



Touch Motion



Silent Mode



Soft start and Soft stop

COMPATIBLE WITH MOST CURTAIN DESIGNS



Classic Curtains



Pinch Pleated Curtains






Ripple Fold Curtains



Accordion Curtains

CERTIFICATIONS



TECHNICAL FEATURES	  		
	DRY TECHNOLOGY	WIRED TECHNOLOGY	RADIO TECHNOLOGY
Voltage Supply		90-255 VAC	
Maximum Current		0.4A at 240V	
Standby Power		<1W	
Index Protecting Rating		IP 30	
Type of Limit	Adjustable Limit	Limit on Hardstop	Adjustable Limit
Limit Switch Accuracy		+/- 10mm	
Temperature Working Range		0°C to 60°C	
Temperature Storage Range		-30°C to 80°C	
Insulation Class		Class I	
Frequency Range		47 to 63 Hz	
Power Cable No. of Wire	3	4	3
Control Connector Type	RJ12	RJ12 for Set-Up Only	RJ 12
DCT Control Circuit Voltage		3.3 VDC	




PERFORMANCES

Power Consumption	30W
Adjustable Linear Speed	20/ 17.5/ 15/ 12.5/ 7.5 cm/s
*Sound Level	45.2/ 43.4/ 37.3/ 39.7/ 29.8 dB(A)
Maximum Running Range (1 Direction)	2 Minutes 30 Seconds

DIMENSIONS

Maximum Track Length	10m
Maximum Fabric Weight	35kg
Maximum No. of Junctions	2
Minimum Bending Radius	300mm
Part Numbers	1003150 1003153 1003154

*With use of silent accessories

TECHNICAL FEATURES	  		
	DRY TECHNOLOGY	WIRED TECHNOLOGY	RADIO TECHNOLOGY
Voltage Supply		90-255 VAC	
Maximum Current		0.4A at 240V	
Standby Power		<1W	
Index Protecting Rating		IP 30	
Type of Limit	Adjustable Limit	Limit on Hardstop	Adjustable Limit
Limit Switch Accuracy		+/- 10mm	
Temperature Working Range		0°C to 60°C	
Temperature Storage Range		-30°C to 80°C	
Insulation Class		Class I	
Frequency Range		47 to 63 Hz	
Power Cable No. of Wire	3	4	3
Control Connector Type	RJ12	RJ12 for Set-Up Only	RJ 12
DCT Control Circuit Voltage		3.3 VDC	

PERFORMANCES

Power Consumption	60W
Adjustable Linear Speed	20/ 17.5/ 15/ 12.5/ 7.5 cm/s
*Sound Level	45.2/ 43.4/ 37.3/ 39.7/ 29.8 dB(A)
Maximum Running Range (1 Direction)	2 Minutes 30 Seconds

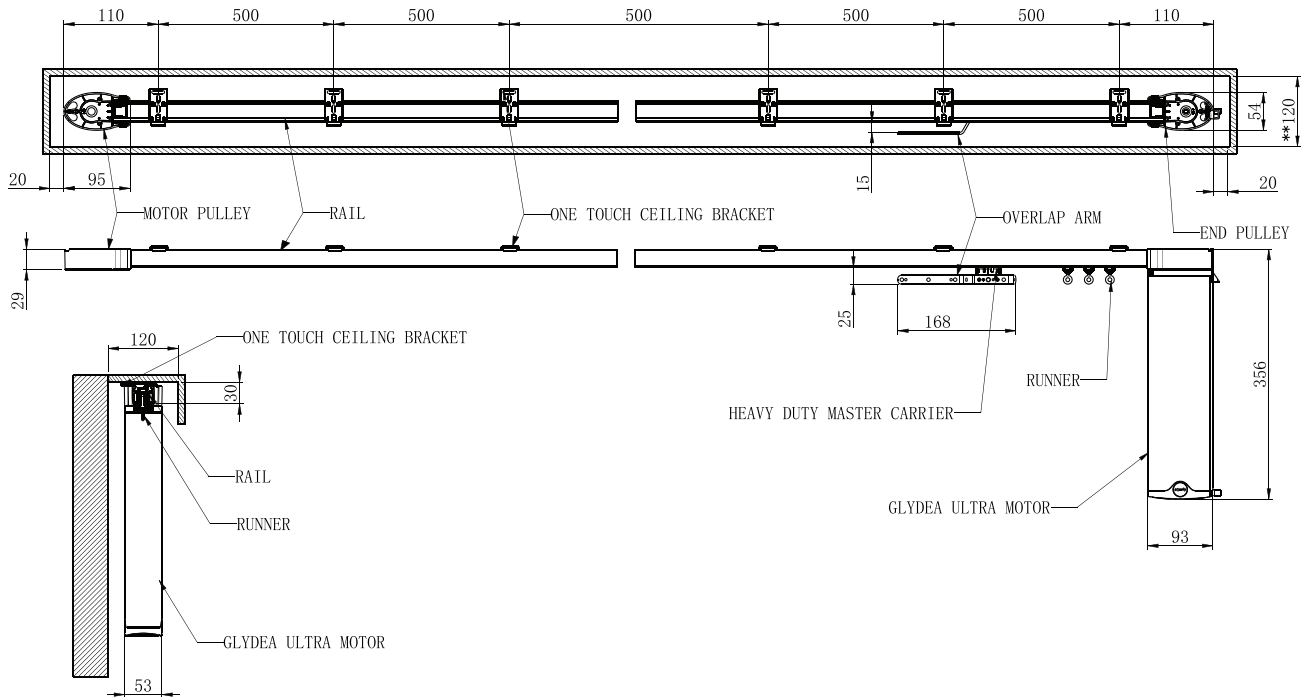
DIMENSIONS

Maximum Track Length	12m
Maximum Fabric Weight	60kg
Maximum No. of Junctions	2
Minimum Bending Radius	300mm
Part Numbers	1003157 1003160 1003161

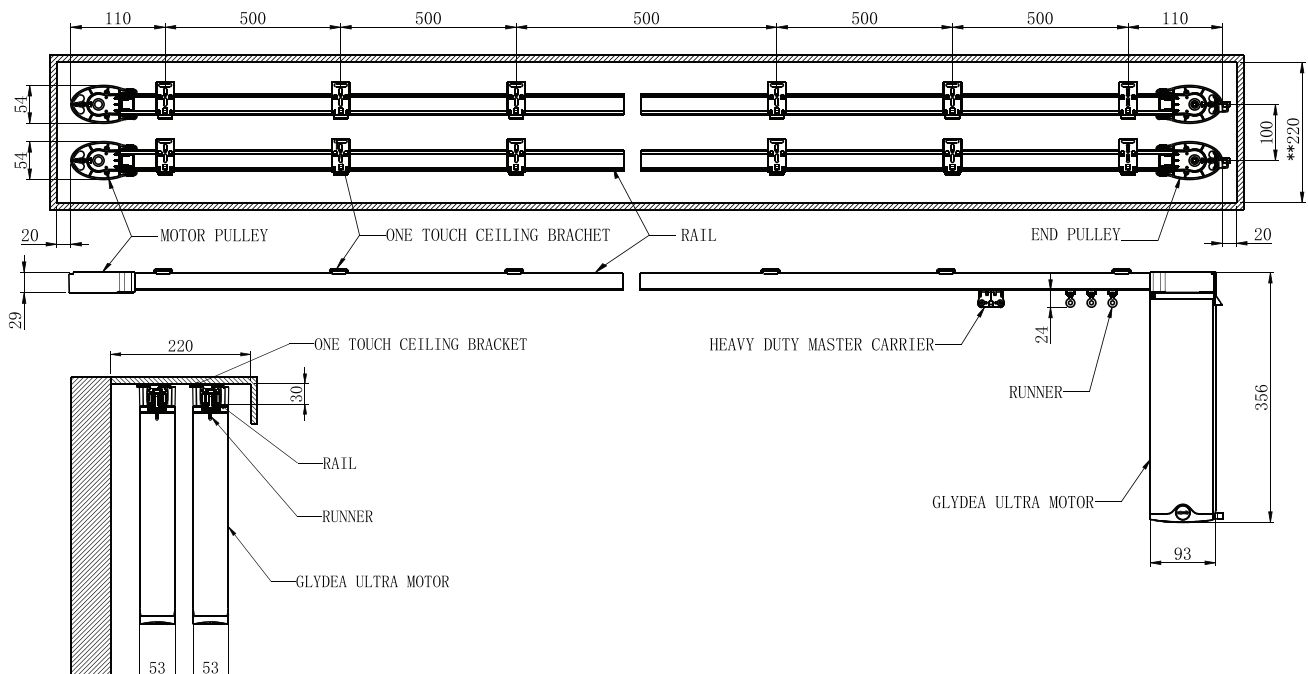
*With use of silent accessories

PRODUCT SPECIFICATIONS

SINGLE TRACK CURTAIN



DOUBLE TRACK CURTAIN



**Please allow slight adjustments in view of the thickness for certain types of fabric.

Information is correct at point of publication, and is subjected to change without prior notice.
Please contact your local sales representative for the latest version of the datasheet.